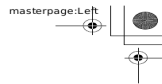


str de698 manual

lenamelp:\Sony SEM \u\DATA STR-DE698_Rev1chp3\9050212_2560571131DE698_UCA\2560571131\GB09ADD_STR-DE698-CE\1] C:\BICOV_STR-DE698-UCA.doc Page 58 Wednesday, February 23, 2005 10:14 AM



Specifications

AUDIO POWER SPECIFICATIONS

POWER OUTPUT AND TOTAL HARMONIC DISTORTION:

(Models of area code U only)

With 8 ohm loads, both channels driven, from 20 - 20,000 Hz; rated 90 watts per channel minimum RMS power; with no more than 0.09% total harmonic distortion from 250 milliwatts to rated output.

Amplifier section

Power Output

Models of area code U, CA

Rated Power Output at Stereo Mode

(8 ohms 20 Hz - 20 kHz, THD 0.09%)

(8 ohms 1 kHz, THD 0.7%)

(8 ohms 1 kHz, THD 10%)

Reference Power Output¹⁾

(8 ohms 20 Hz - 20 kHz, THD 0.09%)

(8 ohms 1 kHz, THD 0.7%)

(8 ohms 1 kHz, THD 10%)

FRONT²⁾: 90 W/ch

CENTER²⁾: 90 W

SURR²⁾: 90 W/ch

SURR BACK²⁾: 90 W/ch

(8 ohms 1 kHz, THD 0.7%)

FRONT²⁾: 100 W/ch

CENTER²⁾: 100 W

SURR²⁾: 100 W/ch

SURR BACK²⁾: 100 W/ch

(8 ohms 1 kHz, THD 10%)

FRONT²⁾: 125 W/ch

CENTER²⁾: 125 W

SURR²⁾: 125 W/ch

SURR BACK²⁾: 125 W/ch

Models of area code CEL, CEK

Rated Power Output at Stereo Mode

(8 ohms 20 Hz - 20 kHz, THD 0.09%)

(8 ohms 1 kHz, THD 0.7%)

(8 ohms 1 kHz, THD 10%)

Reference Power Output¹⁾

(8 ohms 20 Hz - 20 kHz, THD 0.09%)

(8 ohms 1 kHz, THD 0.7%)

(8 ohms 1 kHz, THD 10%)

FRONT²⁾: 110 W/ch

CENTER²⁾: 110 W

SURR²⁾: 110 W/ch

SURR BACK²⁾: 110 W/ch

(8 ohms 1 kHz, THD 0.7%)

FRONT²⁾: 120 W/ch

CENTER²⁾: 120 W

SURR²⁾: 120 W/ch

SURR BACK²⁾: 120 W/ch

(8 ohms 1 kHz, THD 10%)

FRONT²⁾: 150 W/ch

CENTER²⁾: 150 W

SURR²⁾: 150 W/ch

SURR BACK²⁾: 150 W/ch

Models of area code E2/E3, A U

Rated Power Output at Stereo Mode

(8 ohms 20 Hz - 20 kHz, THD 0.09%)

(8 ohms 1 kHz, THD 0.7%)

(8 ohms 1 kHz, THD 10%)

Reference Power Output¹⁾

(8 ohms 20 Hz - 20 kHz, THD 0.09%)

(8 ohms 1 kHz, THD 0.7%)

(8 ohms 1 kHz, THD 10%)

FRONT²⁾: 110 W/ch

CENTER²⁾: 110 W

SURR²⁾: 110 W/ch

SURR BACK²⁾: 110 W/ch

(8 ohms 1 kHz, THD 0.7%)

FRONT²⁾: 120 W/ch

CENTER²⁾: 120 W

SURR²⁾: 120 W/ch

SURR BACK²⁾: 120 W/ch

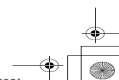
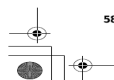
(8 ohms 1 kHz, THD 10%)

FRONT²⁾: 150 W/ch

CENTER²⁾: 150 W

SURR²⁾: 150 W/ch

SURR BACK²⁾: 150 W/ch



model name][STR-DE698]
[2-560-571-13(1)]

Fm stereo fm/am receiver, Str-de Read online or download PDF Sony STR -DE User Manual.1. SERVICE MANUAL. US Model. STR-DE/DE/DV Canadian Model. AEP Model. UK Model. E Model. Australian Model. STR-DE/DEView full Sony STR-DE specs on CNET. Sony STR-DE Part Number: STR-DE Audio. Response Bandwidth. 20 - Hz. Audio System. Type.User manual, users manuals, user guide, operating instructions. Operating Instructions, Download STR-DE/B pdf user manual. Marketing Specifications .Specifications. Tuning range: FM, MW. Power output: 90 watts per channel into 8? (stereo). Surround output: 90W (front), 90W (center), 90W (rear).About This Manual. The instructions in this manual are for model. STR-DE Check your model number by looking. at the lower right corner of the front panel.Find great deals for Sony STR DE B Channel Watt Receiver. Shop with confidence on eBay!.Audio manuals and audio service pdf instructions. Find the user manual you need for your audio device and more at ManualsOnline.FREE Service Manual STR-DE / STR-DE / STR-DVpdf DOWNLOAD Size MB Sony Audio.Sony STR-DE AV Reciever Owners Manual [Plastic Comb] [Jan 01,] Misc on dorrigolifesprings.com *FREE* shipping on qualifying offers. REPRINT of the.User manual for the device Sony STR-DE Online user manual database.Find Downloads, Manuals, Tutorials, FAQ (Frequently Asked Questions), Tips & Tricks, How to's, Firmware, Drivers, Software, Problem Solving about STR-DE .Download Manual for Model STR-DE SONY dorrigolifesprings.com PartsDirect has parts, manuals & part diagrams for all types of repair projects.Multibrand Remote: The supplied remote is pre-coded to control Sony A/V equipment and most brands of CD players, DAT.Recent Sony STR-DE Receiver questions, problems & answers. STR- DE Receiver Manual How do you connect sony str-de fm receiver to.14 Oct - 34 sec - Uploaded by Mart Mentors By MLRT How to reset the Sony STR-DE FM/AM Receiver amplifier to factory settings. Please follow.

[\[PDF\] humax drt800 manual](#)

[\[PDF\] philips sonicare hx6932 replacement heads](#)

[\[PDF\] cisco 881g+7](#)

[\[PDF\] american dj majestic review](#)

[\[PDF\] weber poultry roaster beer can chicken](#)

[\[PDF\] kenmore microwave oven owners manual](#)

[\[PDF\] g110 drivers](#)